



Making an entrance

SAFEDOORS 

Inspiring ideas for your home

Along with quality we have not forgotten style. Whether you live in a traditional or modern home we have a design to suit. In this brochure you are sure to find a style to your taste with a vast range of colours, woodgrain finishes, glass options and hardware. Every door will be tailored to your requirements.

All our doors comply with the latest building products regulations and we are BSI registered which assures you of our commitment to each and every door.

All doors come complete with:

- Fully reinforced 70mm PVC-U outer frame
- A full multipoint locking system with anti-bump cylinder, keeps and handles
- Doors can be prehung left or right handed to your requirements
- All double glazed units are made to EN1279 for added security and insulation
- Secured by Design approved specification available on request
- All doorsets come with a 10 year guarantee
- We can supply a range of extras including door viewers, numerals, cills and knockers



Fibreglass Doors

The best of all doors

Fibreglass is best described as a combination of the top attributes of all types of modern door materials. Unlike some other types of material, fibreglass will not splinter, dent or rust assuring you of a sound investment for your property.

Fibreglass doors are finely crafted to replicate the appearance of wood. Our doors combine the elegance of timber with the high performance thermal and security aspects you would expect.

For many years fibreglass has been used for boat building, army tanks and formula one cars and now the material has been extended to exterior doorsets.




Please note that the woodgrain on the fibreglass door is not an exact colour match to the PVC-U woodgrain frames.

Each door is made-to-measure to ensure the exact size and shape for your property. Once installed it will never need re-adjusting.

Fibreglass is low maintenance. The skin of the door is through colour (the colour continues right through the face) which means it never needs painting and all it takes is an occasional wipe down with a cloth to keep it looking its best. All doors are supplied in your choice of colour.

Door construction

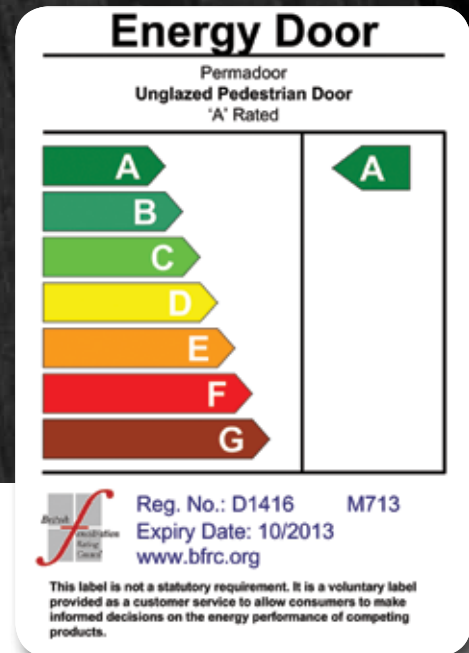
- 1** Strong through coloured GRP facing
- 2** Composite material inner frame
- 3** Full face hinge and lock plates
- 4** High insulation foam core
- 5** Dedicated 70mm reinforced PVC-U frame
- 6** Slim, low step over aluminium threshold with twin seals



Thermal Efficiency

A new scheme was launched recently by the British Fenestration Rating Council (BRFC) Door Energy Ratings Scheme (DER).

This scheme follows a familiar rating system often found in common household items such as fridges and televisions. The scheme shows how energy efficient each door is on a sliding scale 'A' rated being the highest achievable.

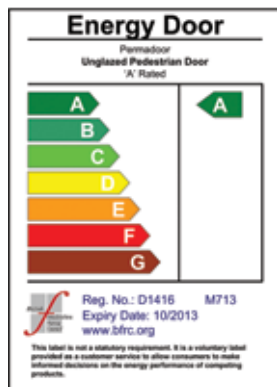


This rating is increasingly important as it could reduce your heating bills significantly through less heat escaping through an ill fitting or poor thermally efficient doorset.


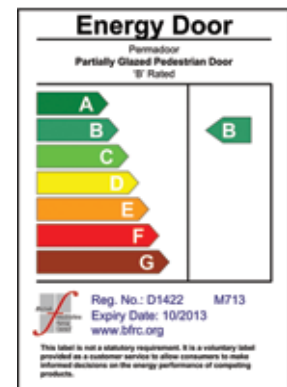
SAFEDOORS has 8 styles that have achieved an A rating. The other styles, because they have a larger area of glass in the door have a very creditable B rating.

So SAFEDOORS not only keep your property warm but should reduce your energy bills.

8 styles A rated classified doors with less than 5% of glass area.



9 styles B rated classified doors with 5% to 20% glass. Requires Low E glass.



Ideas and options



Our fibreglass doors are all at the top of the tables for thermal efficiency.



We offer a top light or side light panel to all doorsets for wider or taller entrances.



All our doors open inwards as standard. Please let us know if you want it to open out.



The greater the glass area in the door the lighter your hallway or entrance will be.

All fibreglass doors come with a white inside face. However, woodgrain is available both sides upon request.



All doors come with a 10 year guarantee which with the British weather is very welcome.



Many of our glazing designs offer bevelled glass adding that 3D effect to your door design.



All our doors feature a multipoint lock with hook and bolts top and bottom for added security. As standard all doors have an anti-bump cylinder.



Cheltenham



This classic style door continues to remain one of our most popular designs. The simplistic style is brought to life by the exciting glass designs which can reflect your individual style.


Glass option



CM001 CM002 CM004 CM021 CM026* CM031* CM032 CM033

*The main feature in the glazing is available in red, blue, green or black. N.B. we create this stunning coloured effect through a mix of colours (not solid) to complement the door. **Diamond style glass available in black, green, blue, red or clear.

Colour option



All colours are a visual representation only. Please ask for samples if you would like to see accurate swatches. Please note all colours are provided with a white internal face and frame with the exception of Antique Oak and Rosewood which are available with a white or matching internal face and wood effect frame.

Cheltenham Arch



A variation on the popular Cheltenham style with an arch top to the glass cassette. This allows plenty of light into the entrance area whilst still retaining privacy.


Glass option



CM004 CM021 CM026** CM031* CM034 CM035

*The main feature in the glazing is available in red, blue, green or black. N.B. we create this stunning coloured effect through a mix of colours (not solid) to complement the door. **Diamond style glass available in black, green, blue, red or clear.

Colour option



All colours are a visual representation only. Please ask for samples if you would like to see accurate swatches. Please note all colours are provided with a white internal face and frame with the exception of Antique Oak and Rosewood which are available with a white or matching internal face and wood effect frame.

Cheltenham Brow



Like the Cheltenham Arch, the Brow offers that little differentiation on the glass cassette but with the same stylish glass designs to choose from.

Glass option



CM004



CM021



CM026**




CM031*

*The main feature in the glazing is available in red, blue, green or black. N.B. we create this stunning coloured effect through a mix of colours (not solid) to complement the door.

**Diamond style glass available in black, green, blue, red or clear.

Colour option



All colours are a visual representation only. Please ask for samples if you would like to see accurate swatches. Please note all colours are provided with a white internal face and frame with the exception of Antique Oak and Rosewood which are available with a white or matching internal face and wood effect frame.

Aintree 2



The glazed top section adds a beautiful feature to this door whilst maintaining your privacy. Choose from our colour options and glass designs to create the perfect finish for your home.

Glass option



AG001



AG002



AG024



AG026**



AG032*



AG033




AG034

*The main feature in the glazing is available in red, blue, green or black. N.B. we create this stunning coloured effect through a mix of colours (not solid) to complement the door.

**Diamond style glass available in black, green, blue, red or clear.

Colour option



All colours are a visual representation only. Please ask for samples if you would like to see accurate swatches. Please note all colours are provided with a white internal face and frame with the exception of Antique Oak and Rosewood which are available with a white or matching internal face and wood effect frame.

Aintree 4

The Aintree style allows light into your hallway and makes the glass a real feature of the door adding vibrancy and style to your chosen design.



Glass option




AG004 AG005 AG028 AG029** AG035 AG036 AG037*

*The main feature in the glazing is available in red, blue, green or black. N.B. we create this stunning coloured effect through a mix of colours (not solid) to complement the door.

**Diamond style glass available in black, green, blue, red or clear.

Colour option



All colours are a visual representation only. Please ask for samples if you would like to see accurate swatches. Please note all colours are provided with a white internal face and frame with the exception of Antique Oak and Rosewood which are available with a white or matching internal face and wood effect frame.

Newbury



This stylish design allows you to add your personal touches by customising it with your choice of glass, hardware and colour. The Newbury offers privacy whilst allowing light into your home.

Glass option



NB001



NB023



NB030*



NB031



NB032




Georgian

Please note Georgian cassette is supplied in the same colour as the door selected.

*The main feature in the glazing is available in red, blue, green or black. N.B. we create this stunning coloured effect through a mix of colours (not solid) to complement the door.

Colour option



All colours are a visual representation only. Please ask for samples if you would like to see accurate swatches. Please note all colours are provided with a white internal face and frame with the exception of Antique Oak and Rosewood which are available with a white or matching internal face and wood effect frame.

Newbury 3



The extra glazed panels make an all together more decorative door when combined with your choice of glazing.


N.B. The Newbury3 door design may have height restrictions

Glass option



*The main feature in the glazing is available in red, blue, green or black. N.B. we create this stunning coloured effect through a mix of colours (not solid) to complement the door.

Colour option



All colours are a visual representation only. Please ask for samples if you would like to see accurate swatches. Please note all colours are provided with a white internal face and frame with the exception of Antique Oak and Rosewood which are available with a white or matching internal face and wood effect frame.

Newmarket



This ultra modern design looks great on houses and flats alike. Often seen in Europe, this style is becoming ever more popular as an alternative to more traditional exterior door styles.

Glass option




NW021



NW021

Colour option



All colours are a visual representation only. Please ask for samples if you would like to see accurate swatches. Please note all colours are provided with a white internal face and frame.

Goodwood



The large glazed area with the elegant curved design makes this door extremely appealing. Stunning bevelled glass designs are certain to rebound the light creating a wonderful glow.

Glass option



GD001



GD002



GD027*




GD028



GD029

*The main feature in the glazing is available in red, blue, green or black. N.B. we create this stunning coloured effect through a mix of colours (not solid) to complement the door.

Colour option



All colours are a visual representation only. Please ask for samples if you would like to see accurate swatches. Please note all colours are provided with a white internal face and frame with the exception of Antique Oak and Rosewood which are available with a white or matching internal face and wood effect frame.

Sandown



If you are looking for maximum light and an airy feel to your home this is the door for you. With a choice of contemporary new glass designs as well as some more traditional choices, the Sandown makes a perfect front or back door.

The Sandown is also available with Georgian Bar lattice cassette which has duplex spacer bars in the sealed unit, ask your representative for details.

Glass option



SD002



SD021



SD004



SD026**



SD030*



SD031



SD032




Georgian Bars

Colour option



White




Blue




Green



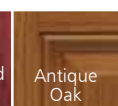
Red



Black



Rosewood



Antique Oak

*The main feature in the glazing is available in red, blue, green or black. N.B. we create this stunning coloured effect through a mix of colours (not solid) to complement the door.

**Diamond style glass available in black, green, blue, red or clear.


All colours are a visual representation only. Please ask for samples if you would like to see accurate swatches. Please note all colours are provided with a white internal face and frame with the exception of Antique Oak and Rosewood which are available with a white or matching internal face and wood effect frame.

Lingfield

If you are looking for something slightly alternative in terms of design the Lingfield offers innovative European style. The glazed area provides a central focus that really catches your eye.



Glass option



LF002



LF021



LF028




LF029*



LF030

*The main feature in the glazing is available in red, blue, green or black. N.B. we create this stunning coloured effect through a mix of colours (not solid) to complement the door.

Colour option



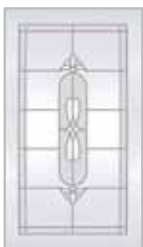
All colours are a visual representation only. Please ask for samples if you would like to see accurate swatches. Please note all colours are provided with a white internal face and frame.

Chepstow



Replicating a traditional timber tongue and groove door with a large glass design ideal for creating a light entrance. Often used as a back door, it would also look great on a cottage or country house.

Glass option



SD002



SD004



SD021



SD026**



SD030*




SD031



SD032

Colour option



*The main feature in the glazing is available in red, blue, green or black. N.B. we create this stunning coloured effect through a mix of colours (not solid) to complement the door.

**Diamond style glass available in black, green, blue, red or clear.


All colours are a visual representation only. Please ask for samples if you would like to see accurate swatches. Please note all colours are provided with a white internal face and frame with the exception of Antique Oak and Rosewood which are available with a white or matching internal face and wood effect frame.

Cottage

The perfect cottage door that works in all types of properties old and new.



Glass option



LF002



LF021



LF028



LF029*



LF030



CT020




CT021



CT025**

*The main feature in the glazing is available in red, blue, green or black. N.B. we create this stunning coloured effect through a mix of colours (not solid) to complement the door.
**Diamond style glass available in black, green, blue, red or clear.

Colour option



All colours are a visual representation only. Please ask for samples if you would like to see accurate swatches. Please note all colours are provided with a white internal face and frame.


Fire Doors

Peace of mind

Our 30 minute rated fire doors have been designed to the highest specifications and tested to exacting standards.

As well as offering 30 minute fire resistance we are also able to offer a contemporary range of styles as shown below.

The Fire door has the choice of a Georgian wired polished plate glass with either clear or cotswold to the rear.



The doors are designed for most situations where building regulations require a fully approved FD30S fire doorset such as flats, shared entrances, links from house to garage, and multiple entrance dwellings.

The glazing options are Georgian Wired Polished Plate with clear glass to back, or Georgian Wired Polished Plate with Cotswold, Minster or Stippolyte to the back. All FD30S fire doors are supplied in PVC-U frames with double glazed sidelights and toplights as required.



N.B. The fire door is available with a limited range of door furniture, please ask for more details.

Solid Options



Aintree

This classic style replicates traditional timber designs and is always a popular choice. Shown above in Blue with Chrome letter plate, handle and numerals.



Cheltenham

Another classic design the Cheltenham has proved to be a top selling door. Shown above in Green with Gold letter plate, handle and urn knocker.



Lingfield


This design gives you a modern alternative if you are looking for a solid door that offers something a bit different.



Cottage

The ideal door for rural properties or those looking to recreate the traditional cottage feel. Ideal as a back or front door this design is perfect for traditional properties wishing to maintain authentic character.

Colour option



All colours are a visual representation only. Please ask for samples if you would like to see accurate swatches. Please note all colours are provided with a white internal face and frame.

Side Panels

Adding side panels to your home's front entrance can really create a feeling of grandeur. Used on either or both sides of the door the extra glazed areas allow more light into your home.

For narrow and wider entrances where a composite side panel is not suitable, or for those requiring more light, we are able to offer a selection of glazed side light combinations.

N.B. Sidelights only available in a width of 451mm to 471mm.




Glass option



CM001 CM021 CM002 CM004 CM031* CM032 CM033 CM026**

Colour option



All colours are a visual representation only. Please ask for samples if you would like to see accurate swatches. Please note all colours are provided with a white internal face and frame with the exception of Antique Oak and Rosewood which are available with a white or matching internal face and wood effect frame.

*The main feature in the glazing is available in red, blue, green or black. N.B. we create this stunning coloured effect through a mix of colours (not solid) to complement the door. **Diamond style glass available in black, green, blue, red or clear.

The Final Furnishings



Once you have decided on your door style, colour and glass design you can really add the finishing touches with our stunning range of suited hardware.

Complement your door with a choice of Gold, Chrome, Black, Satin Chrome, or White hardware. Singular spyholes are also available in a choice of Brass, Chrome, White or Black finishes. We offer a weather bar on all our doors which helps protect the door during rain and snow storms. Weather bars are available to match the door colour.



Lever/Lever Handle

N.B. Lever Pad or offset Lever / Lever also available.



Gold



Chrome



Satin Chrome



Black



White

Urn Knocker (All available with spyhole*)

*Spyhole barrel finish available in a choice of Brass, Chrome, White or Black.



Gold



Chrome



Satin Chrome



Black



White

Letter Plate



Gold



Chrome



Satin Chrome



Black



White

Pony Tail Knocker



Gold



Chrome



Black



White

Leaded and Clear Glass Designs

As well as offering our stunning new range of glazing options we also offer a selection of leaded and clear styles for those wanting a more simplistic finish. All clear and leaded designs have a choice of backing glass (Minster, Cotswold, Stippolyte and Autumn).

<p>Aintree 2</p>  <p>AG007 AG008</p>		<p>Newmarket</p>  <p>NW021 NW021</p>			<p>Goodwood</p>  <p>GW005 GW006 GW007 GW008</p>
<p>Aintree 4</p>  <p>AG011 AG012 AG013 AG014</p>			<p>Lingfield</p>  <p>LG005 LG006 LG008 LG009</p>		
<p>Cheltenham</p> <p>Cheltenham Arch and Brow not available as CM008</p>  <p>CM005 CM006 CM008 CM009</p>			<p>Newbury</p>  <p>NB008 NB009</p> <p>Newbury 3</p>  <p>NB010 NB011</p>		
<p>Cottage</p>  <p>LG005 LG006 LG008 LG009</p>   <p>CT020 CT021</p>			<p>Sandown and Chepstow</p>  <p>SD005 SD006 SD008 SD009</p>		

Please note that the woodgrain on the fibreglass door is not an exact colour match to the PVC-U woodgrain frames.

Collection Summary

Aintree Aintree 2

SOLID AG001 AG002 AG024 AG026 AG032 AG033 AG034

Aintree 4

AG004 AG005 AG028 AG029 AG035 AG036 AG037

Side Panels

CM001 CM002 CM004 CM021 CM026 CM031 CM032 CM033 CM005 CM006 CM008 CM009

Cheltenham

SOLID CM001 CM002 CM004 CM021 CM026 CM031 CM032 CM033

Cheltenham Arch

CM004 CM021 CM026 CM031 CM034 CM035

Cheltenham Brow

CM004 CM021 CM026 CM031

Goodwood

GD001 GD002 GD027 GD028 GD029

Chepstow

SD002 SD004 SD021 SD026 SD030 SD031 SD032

Cottage

SOLID LF002 LF021 LF028 LF029 LF030 CT025

Lingfield

SOLID LF002 LF021 LF028 LF029 LF030

Newmarket

NW021

Newbury

NB001 NB023 NB030 NB031 NB032 Georgian

Newbury 3

NB005 NB028 NB033 NB034 NB035

Sandown

SD002 SD021 SD004 SD026 SD030 SD031 SD032 Georgian

N.B. We also offer leaded and clear glass designs please see pages 24 and 25.

Please note that the woodgrain on the fibreglass door is not an exact colour match to the PVC-U woodgrain frames.

Questions Answered?

Who makes my door?

We are the original composite door company and have been manufacturing doors for 21 years. We have been manufacturing doors in the UK for households across the country for over two decades and have more experience than any other company in making sure your order satisfies your requirements. In fact we have manufactured over a million doorsets in that time.

What guarantee does my door come with?

We guarantee EVERY door for 10 years from the date of installation giving you peace of mind in your investment.

What security aspects does my door come with?



We always fit the latest high security locking devices available to us. Each door comes with a full multipoint locking system which means that the door locks in three places along the opening section giving that extra

strength against the frame of the door. If you would like to upgrade to the Secured by Design specification recommended by the police authority then please let us know when you place your order.

Are you environmentally friendly?

Yes indeed we take our environmental responsibilities seriously. We have the ability to recycle all our offcut material and in fact our sister company is the number one recycler of PVC in the UK. Added to that we use recycled material (RCM) as a reinforcer in our door frames providing you with superior strength as well as offering a more sustainable substitute to steel.

Are the doors thermally efficient?

Yes we have worked hard to constantly improve the U-values of our doors. The U-value signifies the thermal efficiency of the door the lower the value the better the door. We have achieved some of the lowest values in the marketplace meaning that your heating bills will be lower and your house warmer.

What hardware can I choose?

We are able to supply a full range of hardware to suit your chosen door design. We offer a suited approach which means that all hardware matches whatever you order. Choose from a knocker, letterplate, numerals and spyhole. All designs come in a choice of Gold, Chrome, Black, White or Satin Chrome.

Glass choices

We offer a clear backing glass as standard. All our double glazed units are fitted with a high energy efficient and elegant black spacer bar as standard.



What colour door can I order?

Most designs are available in Red, Blue, Green, White and Black plus two woodgrain effects of Rosewood and Antique Oak. The inside of the door will be white unless otherwise stated. Woodgrain finishes may vary from door to door as like timber painting or staining the process may result in some slight variation in colour. This adds to the aesthetics of the door finish.

Does the door open to the right or left?

When your order is taken you will be given the choice of having the hinges on the left or right hand side.

Is the door compliant?

Yes indeed all our doors are fully compliant to the latest building regulations. You can also be assured that we are a BSI registered company which means that our management and quality control are right up to date throughout the manufacturing process. All doors have a rating of 1.5 W/m²/K or less and thus conform to the latest building regulations.

What are the maximum/minimum sizes I can order?

The table below sets out the sizes of doorsets

	Low Threshold		Medium threshold	
	No Cill	Cill	No Cill	Cill
Max width	1016	1016	1016	1016
Min width	832	832	832	832
Max height	2075	2105	2088	2118
Min height	1978	2008	1991	2022
	4 Sided Frame		FIRE DOOR <small>STD Low Threshold</small>	
	No Cill	Cill	No Cill	Cill
Max width	1016	1016	997	997
Min width	832	832	840	840
Max height	2116	2146	2075	2105
Min height	2019	2049	1981	2008



All information in this publication is provided for guidance only and is given in good faith. As it is company policy to continually improve products, methods and materials, changes of specification may be made from time to time without prior notice. Slight variations in colour may occur due to the handcrafted nature of the product or the limitations of the printing process. This statement does not affect your statutory rights.

Ref PD12246